











# Home Project Opportunities

June 2024

Please note there are updated dimensions/details for existing projects as well as new projects available.

Item	Specifications	Area/Unit Used	Used For	Picture (if available)
<b>Main Priorities</b>				
<b>Ice Pack Holders</b>	<ul style="list-style-type: none"> <li>• <b>Flannel required</b></li> <li>• Children and adult pattern material</li> <li>• Finished size 12" x 6 1/2"</li> <li>• Open on one short side</li> <li>• Velcro closing (2" of Velcro inside the opening)</li> <li>• Pattern available in Volunteer Services</li> </ul>	Pediatrics, Birth Center, Medical/Surgical Nursing Units	A colorful and more comfortable way for kids and adults to apply ice packs	
<b>Crib and Bassinet Sheets</b>	<ul style="list-style-type: none"> <li>• Cotton preferred – pre-washed</li> <li>• Plain material only (no pattern), any color</li> <li>• Needed to fit two mattress sizes:               <ul style="list-style-type: none"> <li>-White Crib: 33 1/2"(L) x 21 1/2"(W) x 3 1/4"(H)</li> <li>-Bassinet: 25 1/2" (L) x 12 1/2" (W) x 2" (H)</li> </ul> </li> <li>• Two styles needed:               <ul style="list-style-type: none"> <li>-Open pillowcase style to slide over mattress</li> <li>-Fitted, elastic style</li> </ul> </li> </ul>	NICU, Pediatrics, & Birth Center	Sheets are used to cover crib mattress	
<b>Isolette &amp; Warmer Sheets</b>	<ul style="list-style-type: none"> <li>• Cotton preferred – pre-washed</li> <li>• Plain material only (no pattern), any color</li> <li>• Fitted, elastic style</li> <li>• Needed to fit three mattress sizes:               <ul style="list-style-type: none"> <li>-Giraffe Isolette/Warmer: 25" (L) x 18 3/4" (W) x 2" (H)</li> <li>-Hill-Rom Isolette: 29" (L) x 15" (W) x 1" (H)</li> <li>-OHMEDA Warmer: 28" (L) x 22 1/2" (W) x 1"</li> </ul> </li> </ul>	Neonatal Intensive Care Unit (NICU),	Sheets are used to cover isolette and warmer mattresses.	

Item	Specifications	Area/Unit Used	Used For	Picture (if available)
<b>Developmental Hearts</b>	<ul style="list-style-type: none"> <li>• Hearts in size from 5-7"</li> <li>• Cotton prints are preferred. Flannel, fleece, minky may also be used</li> <li>• Two-sided, completely closed heart, no filling</li> <li>• Pattern available upon request</li> </ul>	NICU & Pediatrics	Developmental hearts are given to mothers whose newborn infants have been admitted to the NICU. The fabric heart is worn against the mother's skin so that the fabric might absorb the scent of the mother. The heart is placed with the baby in the isolette/crib so the mother is always with the child.	
<b>Freeze Pop Holders</b>	<ul style="list-style-type: none"> <li>• 2" x 6"</li> <li>• Fleece to be provided by volunteer</li> <li>• Sew side and bottom, leaving opening in top for freeze pop to slide into</li> </ul>	Pediatrics	Pediatric patients use these to keep their hands from getting cold and wet while eating freeze pops.	
<b>NICU Isolette Covers</b>	<ul style="list-style-type: none"> <li>• 55x55 inches (must be this size)</li> <li>• Single layer flannel, stitching around end.</li> <li>• Washable – not sent home with families.</li> </ul>	NICU	Isolette covers help control light and sounds for the babies in the NICU.	
<b>Muslin Doll Gowns</b>	<ul style="list-style-type: none"> <li>• Doll gown fabric funded by Children's Miracle Network</li> <li>• Assorted fun/kid-friendly and gender-neutral patterns for those used in Pediatrics (no holiday prints)</li> <li>• Sample available in Volunteer Services</li> </ul>	Pediatrics	Used to dress muslin dolls to match kids who are hospitalized or in surgery.	

Item	Specifications	Area/Unit Used	Used For	Picture (if available)
<b>Dining Bib</b>	<ul style="list-style-type: none"> <li>• Preshrunk cotton, reversible and washable fabric in gender neutral tones/patterns</li> <li>• Velcro closures to secure bib behind the neck (2" strip of Velcro)</li> <li>• 29" x 20" (approx)</li> </ul>	Medical/Surgical Units, Rehab Unit	Dining bibs offer patients extra protection and dignity while eating.	
<b>Alzheimer's Activity Lap Blanket</b>	<ul style="list-style-type: none"> <li>• Approximate size 30" x 30"</li> <li>• Two sided, filled lap quilt with various stimuli firmly attached.</li> </ul>		The blanket helps develop dexterity of hands, revealing different types of fasteners, moving beads, etc that also involve the work of the brain. An important point - on such a blanket all the details are not removable, which prevents the loss of any elements. All parts are sewn firmly.	
<b>Twiddle Muffs</b> <b>This muff pattern is perfect for using up leftover wool!</b>	Needles: 8mm circular or 6.5mm straight needles. FOR CUFF: <ul style="list-style-type: none"> <li>• Cast on 45 stitches using 2 strands of double knitting wool or 1 strand of chunky wool</li> <li>• Work in stocking stitch for 11 inches</li> </ul> FOR MUFF BODY: <ul style="list-style-type: none"> <li>• Continue with stocking stitch but use up oddments of various textures of wool such as chunky, mohair, ribbon etc. until the work measures 23 inches (two strands of double knit for two rows each gives a lovely assortment of colors).</li> </ul> FINISHING: <ul style="list-style-type: none"> <li>• If working with straight needles, lightly iron the long strip, then neatly join the sides</li> </ul>	Any, according to patient need	Many patients, whether kids, those with Alzheimers, dementia or arthritis can use these knitted bands that have textured ribbons, beads and various fabrics and patterns, inside and out to keep hands and attention active through visual and tactile stimulation.	

Item	Specifications	Area/Unit Used	Used For	Picture (if available)
	together using edge to edge stitch (with knit side out) <ul style="list-style-type: none"> <li>• Turn inside out and push the one-color cuff up inside the muff body</li> <li>• Sew the two ends together, again using a neat edge to edge stitch</li> <li>• Decorate muff inside and out with ribbons, beads, pompoms, buttons, etc ensuring each is securely fastened</li> </ul>			

## Safety requirements for handmade items:

When preparing your items for donation, please remember the following things:

- Avoid exposing any handmade or cloth items to strong odors such as smoke, moth balls, perfumes and/or colognes and pet hair. We will not be able to use items that have a strong odor.
- Please pre-wash the material of any sewn items.
- Remove all sewing pins/needles. You may want to acquire a magnetic wand to locate any pins.
- Use clean hands when sewing/knitting.
- Avoid working on your project when you are ill.
- Avoid pinning notes to the item.
- All accessories must be sewn as part of the original design (eyes, nose, flowers, decorative items, etc.). Plastic buttons that are sewn on are a choking hazard should they become detached.
- Please do not individually wrap or bag any items.

**THANK YOU for generously sharing your time and talents.**

Volunteer Services · Marshfield Clinic Health Systems · 715-387-7198 · 611 Saint Joseph Avenue, Marshfield, WI 54449

For the most current Home Project Listing, please visit: <https://marshfieldclinic.org/giving/volunteer>