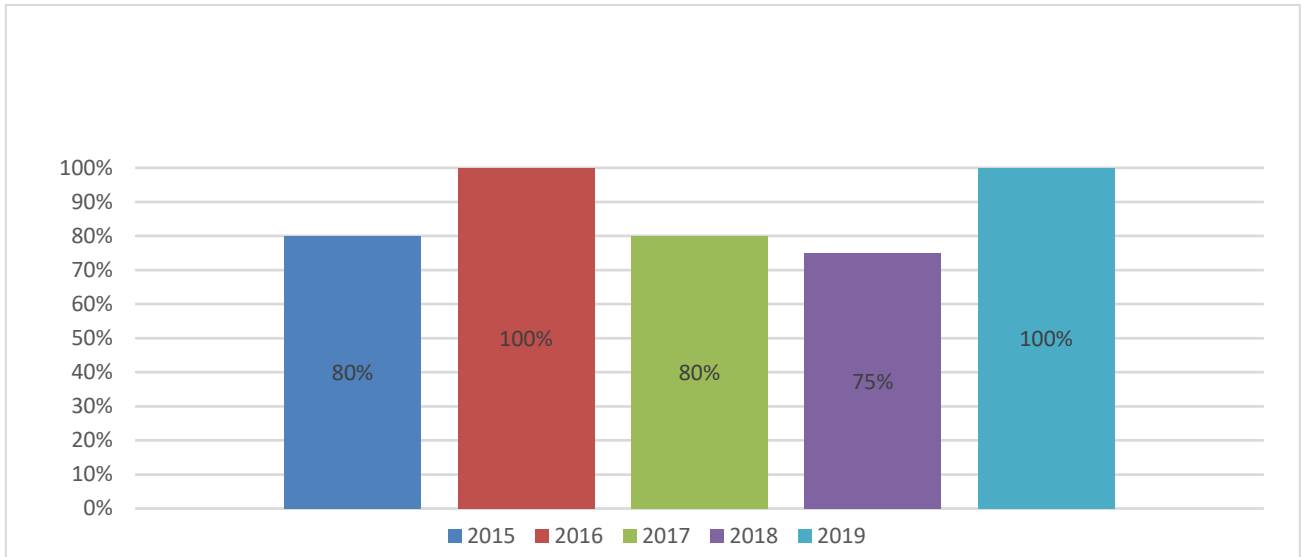


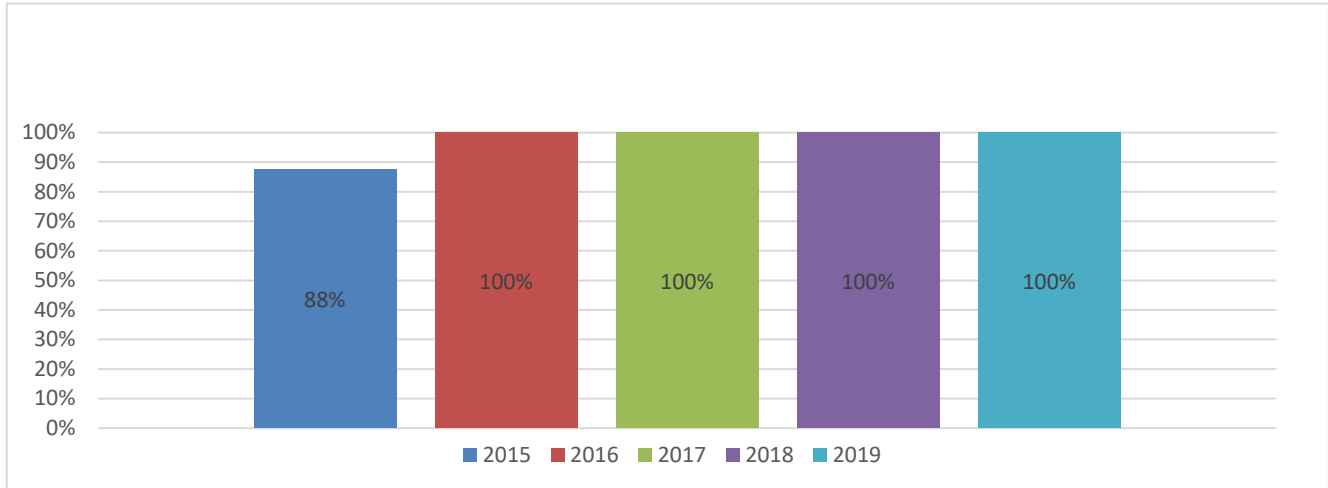
## Five Year Program Completion Rate

**NOTE: 5-year average is based on the total number of students completing the program over 5 years**



Year	Percent completion	Details
2015	80%	8 of 10 students graduated 2 students voluntarily left the program
2016	100%	9 of 9 students graduated
2017	80%	8 of 10 students graduated 1 student was dismissed for program performance issues 1 student voluntarily left the program
2018	75%	3 of 4 students graduated 1 student voluntarily left the program
2019	100%	7 of 7 students graduated
<b>5-year average</b>	<b>88%</b>	<b>35 of 40 students completed the program</b>

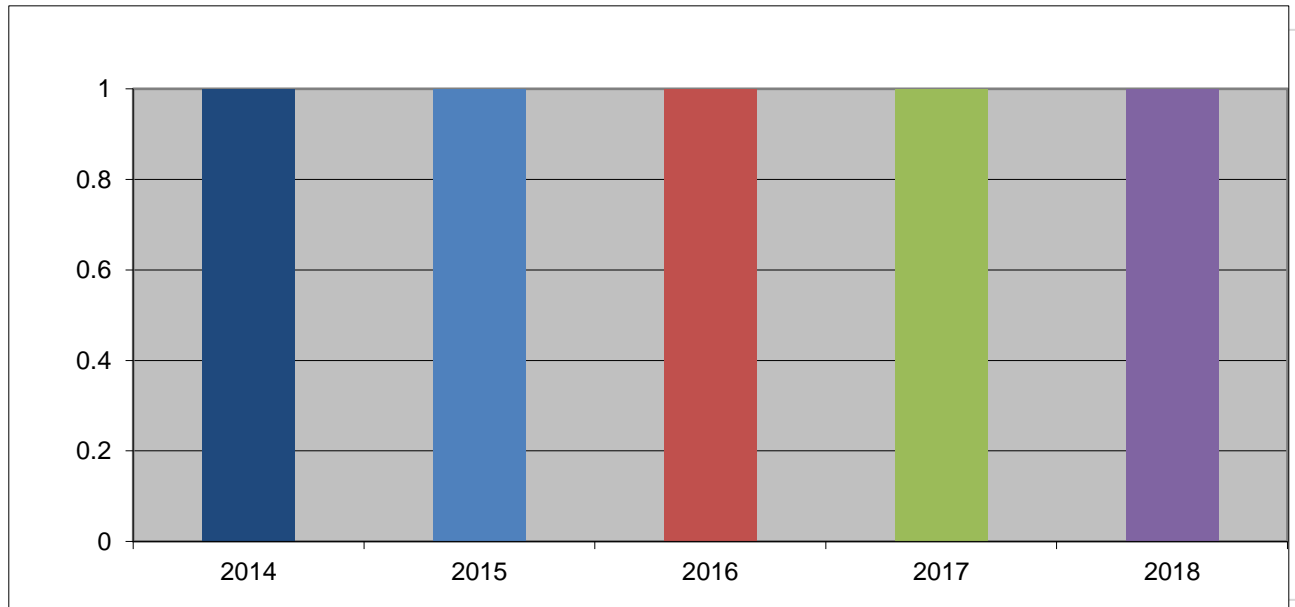
## Five Year ARRT Credentialing Examination Pass Rate



Year	Percent Pass Rate	Details
2015	88%	7 of 8 students passed the ARRT Credentialing exam the first time 1 student passed ARRT Credentialing exam the second time.
2016	100%	9 of 9 students passed the ARRT Credentialing exam the first time
2017	100%	8 of 8 students passed the ARRT Credentialing exam the first time
2018	100%	3 of 3 students passed the ARRT Credentialing exam the first time
2019	100%	7 of 7 students passed the ARRT Credentialing exam the first time
<b>5-year average</b>	<b>97%</b>	<b>34 of 35 students passed the ARRT Credentialing exam the first time</b>

## Five Year Average Job Placement Rate

Job placement rate is calculated within 12 months of graduation and includes only those seeking employment



Year	Percentage Employment	Details
2014	100%	11 of 11 graduates who sought employment, found employment
2015	100%	8 of 8 graduates who sought employment, found employment
2016	100%	9 of 9 graduates who sought employment, found employment
2017	100%	8 of 8 graduates who sought employment, found employment
2018	100%	3 of 3 graduates who sought employment, found employment
<b>5 year average</b>	<b>100%</b>	<b>39 of 39 seeking employment found employment within one year</b>